

Summary

As part of Quality Assurance and Assessment, Adler Graduate School administers an Alumni Survey every Summer to alumni two -three years after they have graduated. Data is then collected and reported out at our Institutional Assessment Retreat. We developed the survey to gather information about our alumni that will inform continuous improvements to our programs and the College as a whole. Additionally, programs with specialized accreditation are required to report on alumni employment and licensure outcomes to maintain accreditation. Responses are completely anonymous.

Sent – July 6th

Reminder sent July 9th & July 14th

The surveys were administered online via Survey Monkey in July 6, 2020 – July 14, 2020. The Alumni survey was administered to all our graduate students from the years 17/18 and 18/19 (N= 196). Only 4 were undeliverable.

	TOTAL	RESPONSE RATE	
	N	N	%
Graduates	192	48	25%

Alumni Survey: Summary Report

*Class of 17/18 and
18/19*

July 15, 2020

TABLE OF CONTENTS

Summary..... 1

KEY FINDINGS 3

Alumni Survey Results 3

 Q1: Please select the Master’s program you studied in while at AGS. 3

 Table 1: Master’s Program 4

 Q2: How would you describe the overall professional preparation you received from AGS. 5

 Table 2: Overall Preparation Received 5

 Q3: Regarding employment in your field of study after AGS:..... 6

 Table 3: Employment in Field of Study 6

 Q4: How long were you actively seeking your first post-degree job before you found employment. 7

 Table 4: Timeframe for Post-Degree Job 7

 Q5: What is your job title? 8

 Q6: My current salary range is:..... 8

 Table 5: Salary Range..... 9

 Q7: Current Licenses/Certifications held (or actively being sought) – check all that apply..... 9

 Table 6: Current Licenses/Certifications held/pursuing 11

 Q8: Regarding pass rate on licensure/certification exam. How many times did it take you to pass the exam? 12

 Table 7: Pass Rate 12

KEY FINDINGS

- Finding 1: The majority of our graduates (79%) reported that their professional preparation was either good or excellent.
- Finding 2: The majority of our graduates (79%) find employment in their chosen field of study.
- Finding 3: The majority of our graduates (85%) find employment within 6 months of graduating.
- Finding 4: The majority of our counseling graduates (*n*=21) hold the title of “therapist” or a closely related title.
- Finding 5: Out of the art therapy graduates (*n*=8) only *n*=2 hold the title of art therapist.
- Finding 6: The majority of respondents (*n*=26; 55 %) reported making between \$40,001 - \$60,000.
- Finding 7: Out only the respondents who took a licensure/certification test, the majority (*n*=9; 82%) passed the exam on their first attempt and (*n*=2; 18%) passed on their second attempt.

Alumni Survey Results

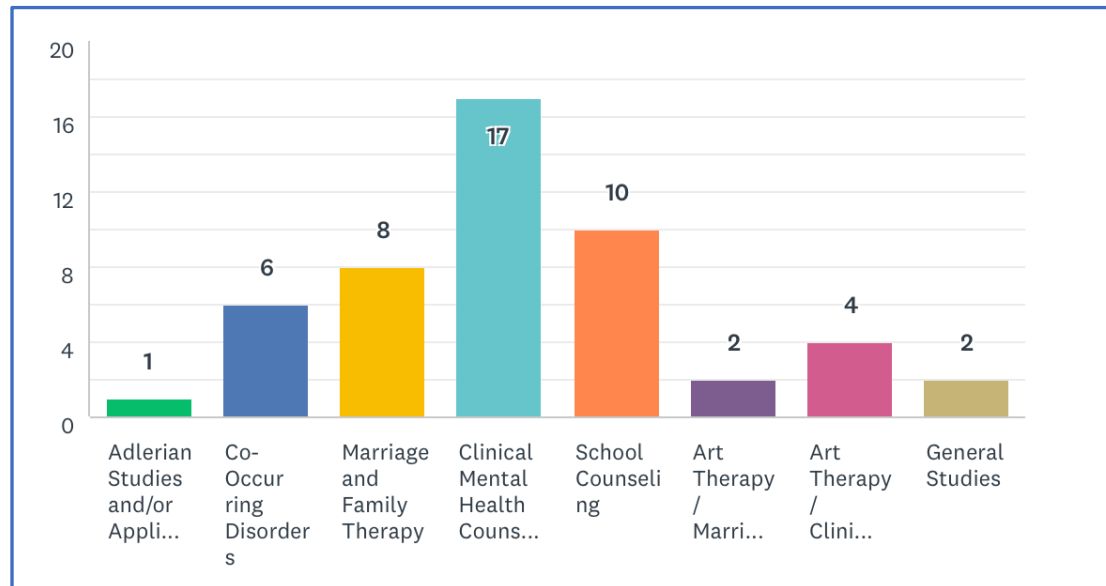
Q1: Please select the Master’s program you studied in while at AGS.

The majority of alumni that responded to the survey graduated from the Clinical Mental Health Program (*n*=17, 35%). The School Counseling Program alumni (*n*=10; 21%) had the second most responses, followed by Marriage and Family (*n*=8; 17%), Co-Occurring Disorders (*n*=6; 13%), and Art therapy (*n*=6; 13%). These numbers represent a small but valuable sample across all our current License bearing programs. Table 1 shows the disbursement of alumni across all AGS academic programs. This disbursement is an accurate sample compared to the size of each of the programs.

Program	N	%
Adlerian Studies and/AAPL	1	2%
Co-Occurring Disorders	6	13%
Marriage and Family Therapy	8	17%
Clinical Mental Health	17	35%
School Counseling	10	21%

Program	N	%
Art Therapy / MFT track	2	4%
Art Therapy / CCMH track	4	9%
General Studies	2	4%

Table 1: Master's Program

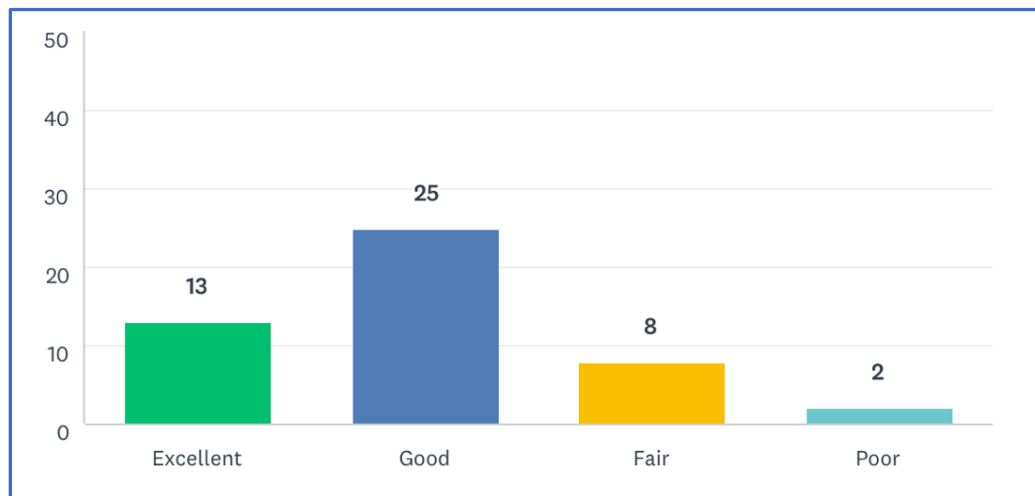


Q2: How would you describe the overall professional preparation you received from AGS.

When asked to describe overall professional preparation alumni received from Adler Graduate School, 79.16% of respondents reported that their training was either good ($n=25$; 52%) or excellent ($n=13$; 27%). A few respondents ($n=8$; 17%) reported that their overall preparation was fair and even less ($n=2$; 4%) reported poor preparation. See Table 2 for chart of responses. These results indicate that although the majority of our graduates find our programming to be good and/or excellent, there is still a few that report that their preparation to be fair and/or poor. There is room for some improved programming to prepare our students for professional work. **POOR DATA**

	N	%
Excellent	13	27%
Good	25	52%
Fair	8	17%
Poor	2	4%

Table 2: Overall Preparation Received

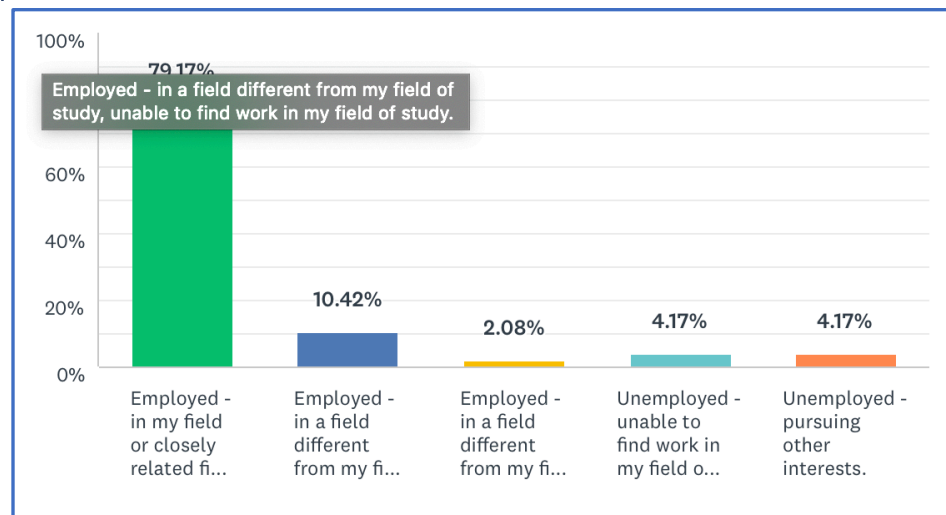


Q3: Regarding employment in your field of study after AGS:

Alumni were asked about employment in their field of study. We wanted to know if students who graduated from Adler Graduate School were employed in their field of study. The majority of respondents (n=38; 79%) reported being employed in their field of study. The remaining respondents reported being employed in a different field by choice (n=5; 10%), employed in a different field by choice (n=1; 2%), unemployed (n=2; 4%) due to an inability to find work in field of study, and unemployed and pursuing other interests (n=2; 4%). These results indicate that the majority of our graduates are finding employment in their chosen field of study. See Table 3.

	N	%
Employed – in my field or closely related field of study.	38	79%
Employed – in a field different from my field of study by choice.	5	10%
Employed – in a field different from my field of study, unable to find work in my field of study.	1	2%
Unemployed – unable to find work in my field of study.	2	4%
Unemployed – pursuing other interests.	2	4%

Table 3: Employment in Field of Study

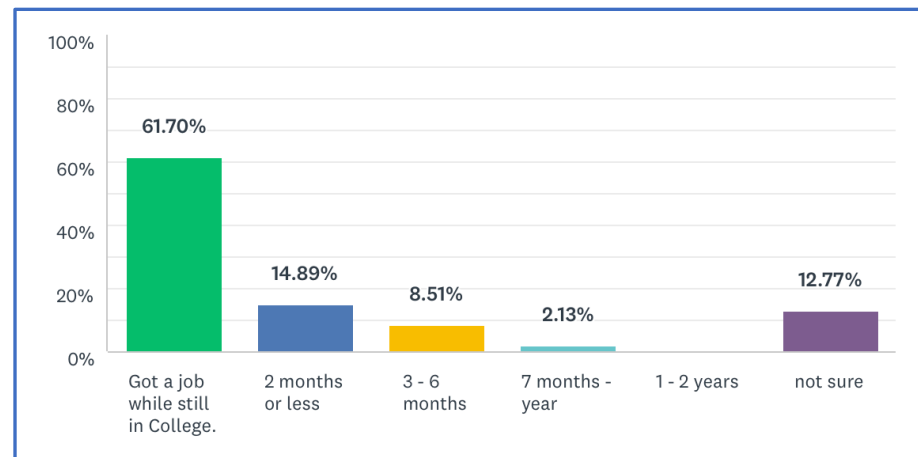


Q4: How long were you actively seeking your first post-degree job before you found employment.

We asked alumni how long they were actively seeking their first post-degree job before they found employment. The majority of our graduates found a job while still in school (n=29; 62%) or within the first two months (n=7; 15%), thus 77% of our graduates are finding employment within the first two months of graduation and 85% of our graduates find employment within 6 months of graduating. See Table 4.

	N	%
Got a job while still in College.	29	62%
2 months or less	7	15%
3-6 months	4	9%
7 months – year	1	2%
1-2 years	0	0
Not sure	6	13%

Table 4: Timeframe for Post-Degree Job



Q5: What is your job title?

We wanted to collect data on the job titles are graduates hold in their post-degree jobs. The majority of our graduates ($n=22$) hold the title of “therapist” or a closely related title. This aligns with the numbers of respondents who reported that they graduated from our Clinical Mental Health Program ($n=17$), Marriage and Family Therapy ($n=8$), and our Co-Occurring Program ($n=6$). Not all of our school counseling graduates ($n=10$) report holding the title of school counselor ($n=7$). Additionally, out of the art therapy graduates ($n=8$), only $n=2$ hold the title of art therapist. Even though our students graduate with a Master’s degree in a program with the title *Counseling*, that title is not being used in the field as frequently as *Therapist*.

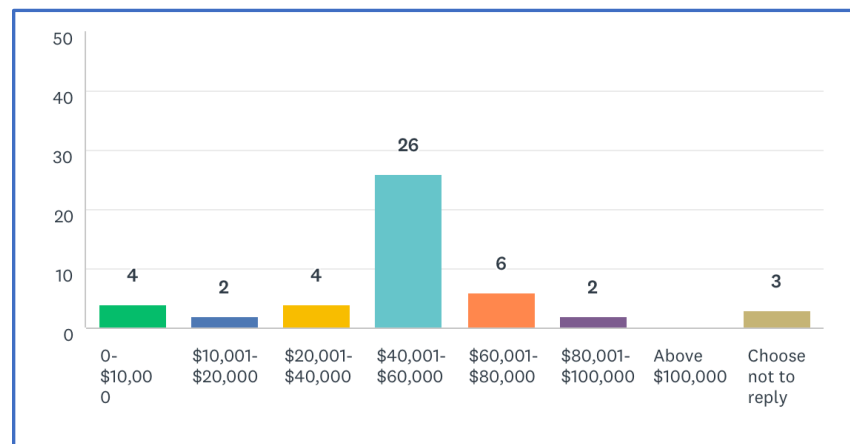
	N
Mental Health Practitioner / Mental Health Professional / Therapist / Clinical Program Therapist / Outpatient Therapist / DBT Therapist / Group and Individual Therapist / Therapist II / Therapist / Psychotherapist / Associate Marriage and Family Therapist (in Utah) / Mental Health Therapist & Treatment Director / Early Childhood Mental Health Consultant	22
School Counselor / School Mental Health Counselor	7
Clinical Trainee	5
Unit Coordinator/Counselor; Licensed Professional Counselor (CO) and Marketing/Community Outreach	2
Art Therapist	2
Teacher	
Grant Manager	
Team Supervisor (for ISD 191 Childcare) / Special Services Supervisor	
Social Worker	
ARMHS	
Child Support Officer	

Q6: My current salary range is:

We wanted to know what the salary range was for our students graduating from Adler Graduate School. The majority of respondents (n=26; 55%) reported making between \$40,001 - \$60,000. Several of respondents (n=6; 13%) reported making between \$60,001 - \$80,000. See Table 5.

	N	%
0 - \$10,000	4	9%
\$10,001 - \$20,000	2	4%
\$20,001 - \$40,000	4	9%
\$40,001 - \$60,000	26	55%
\$60,001 - \$80,000	6	13%
\$80,000 - \$100,000	2	4%
Above \$100,000	0	0
Choose not to reply	3	6%

Table 5: Salary Range

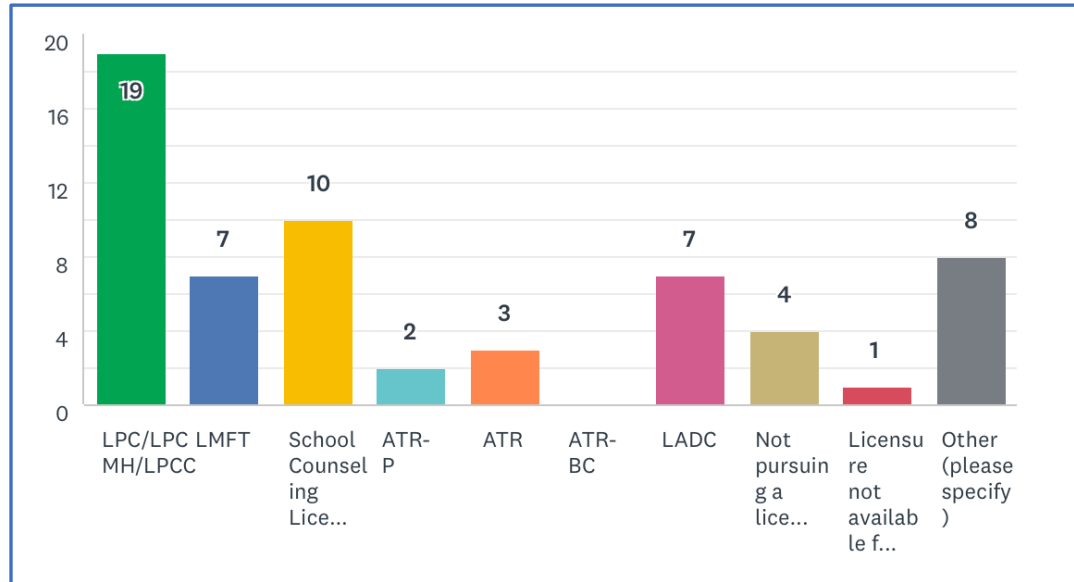


Q7: Current Licenses/Certifications held (or actively being sought) – check all that apply.

We asked alumni what type of license or certification they held or were actively seeking. Based on the responses, most of our graduates seek a Counseling license (n=22; 48%), School Counseling license (n=10; 22%); followed by a LMFT (n=8) and LADC (n=7).

ANSWER CHOICES	N	%
LPC/LPCMH/LPCC	22	48%
LMFT	8	17%
School Counseling License	10	22%
ATR-P	2	4%
ATR	3	7%
ATR-BC	0	0.00%
LADC	7	15%
Not pursuing a license	4	9%
Licensure not available for my field of study.	1	2%
Other (Please specify): 7-12 MN Teaching License; Teaching License; MN CGC, ICGC-II;	5	11%

Table 6: Current Licenses/Certifications held/pursuing



Q8: Regarding pass rate on licensure/certification exam. How many times did it take you to pass the exam?

We asked alumni about their experience passing their licensure/certification exam. The majority of respondents (n=23; 50%) have not taken their exam yet or there was no testing for their field of study (i.e, school counseling). Out only the respondents who took the test, the majority (n=9; 82%) passed the exam on their first attempt and (n=2; 18%) passed on their second attempt.

ANSWER CHOICES	N	%
Passed on the first try 82% (out of respondents who took a test)	9	20% (out of total respondents)
Passed on the second try 18% (out of respondents who took a test)	2	4 % (out of total respondents)
Passed on the third try	0	0
I have taken the exam three times and have not passed yet	0	0
I have not taken the exam yet.	23	50%
Does not apply (i.e., School Counseling, Adlerian Studies, General Studies)	13	28 %

Table 7: Pass Rate

